

Scaled data based on original data using  
LM-79-08 Approved Method: Electrical and Photometric Measurements of Solid-  
State Lighting Products

Test Report Prepared for  
Cooper Lighting Solutions  
(formerly Eaton)

Brand: McGRAW-EDISON

Report Number: P228705

Luminaire Tested: **ISS-AF-600-LED-E1-RW-ULG**

Issue Date: 3/3/2020

**Test Information**

Test Method: LM-79-08  
Report Number: P228705  
TEST IS SCALED FROM IESNA LM-79-08 TEST DATA (P29765)-DOWNLIGHT AND  
Test Lab: INNOVATION CENTER-P2  
Issue Date: 3/3/2020  
Manufacturer: COOPER LIGHTING SOLUTIONS (FORMERLY EATON)  
Product Line: MCGRAW-EDISON  
Catalog Number: ISS-AF-600-LED-E1-RW-ULG  
Description: IMPACT ELITE LED QUATER SPHERE LUMINAIRE WITH UPLIGHT  
LIGHT SQUARE WITH ACCUED OPTICS-RECTANGULAR WIDE TYPE I, WITH UPLIGHT  
GLOW  
Light Source: (16) 4000K CCT, 70 CRI LEDs and (1) UPLIGHT LED  
Ballast/Driver: ELECTRONIC DRIVER

**Summary**

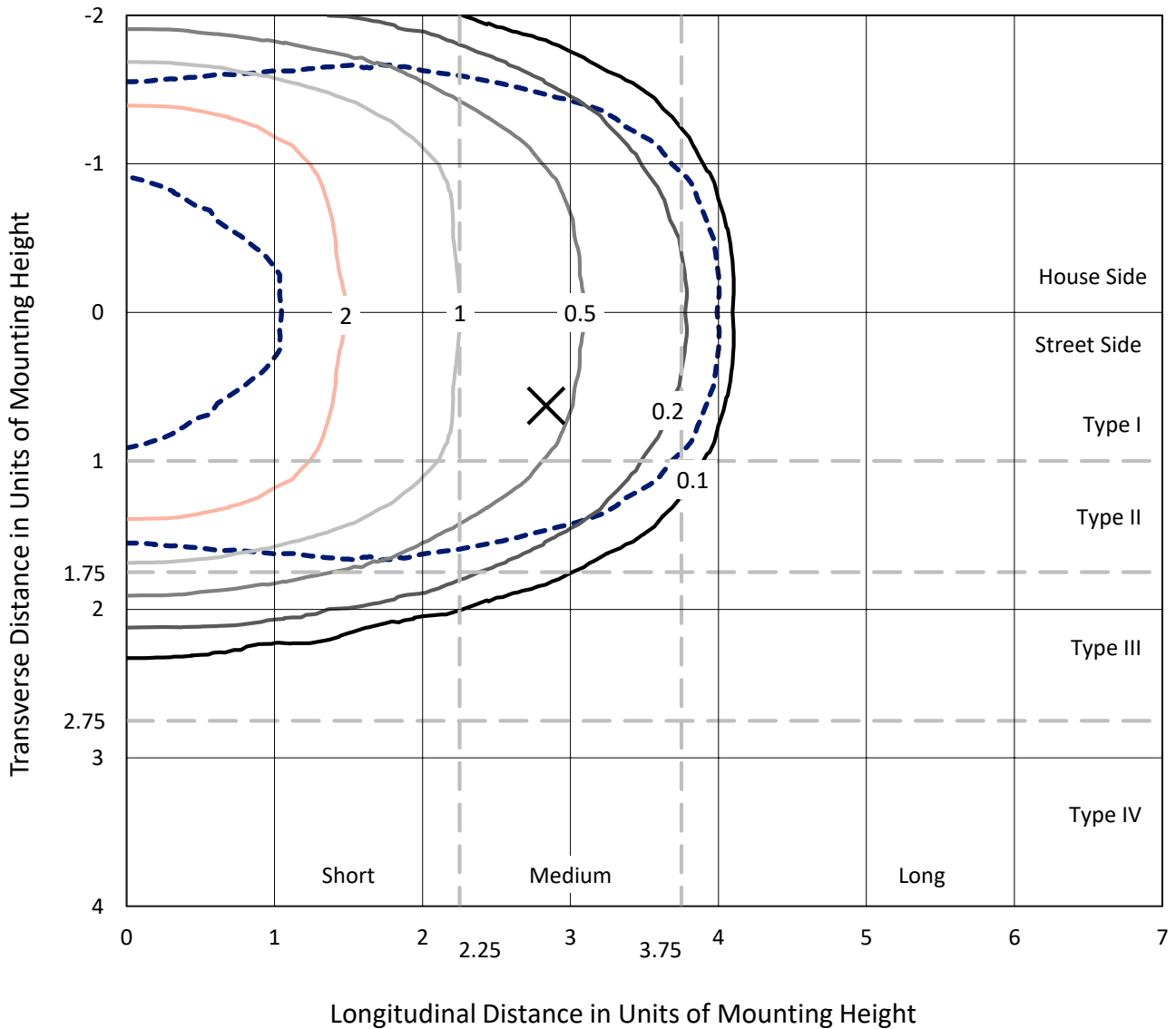
Lumens per Lamp: N/A  
Luminaire Lumens: 5446.3 lumens  
Efficiency: N/A  
Efficacy: 108.1 lumens/watt  
Luminous Opening: Rectangular w/ Sides (W: 0.5' x L: 0.5' x H: 0.54')  
IES Classification: Type II - Medium - Non-Cutoff  
BUG Rating: B2 - U5 - G2  
  
Input Watts (W): 50.4  
Input Voltage (V): 120  
Input Current (Ain): NR  
Voltage Rise (V): NR  
Power Factor: NR  
Total Harmonic Distortion (THDi): NR  
Frequency (hertz): 60  
Stabilization Time: NR  
Operation Time: NR  
Ambient Temperature (°C): NR  
Test Distance: 25 FT



REPORT NUMBER: P228705  
 CATALOG NUMBER: ISS-AF-600-LED-E1-RW-ULG

### Iso-Footcandle Lines of Horizontal Illumination

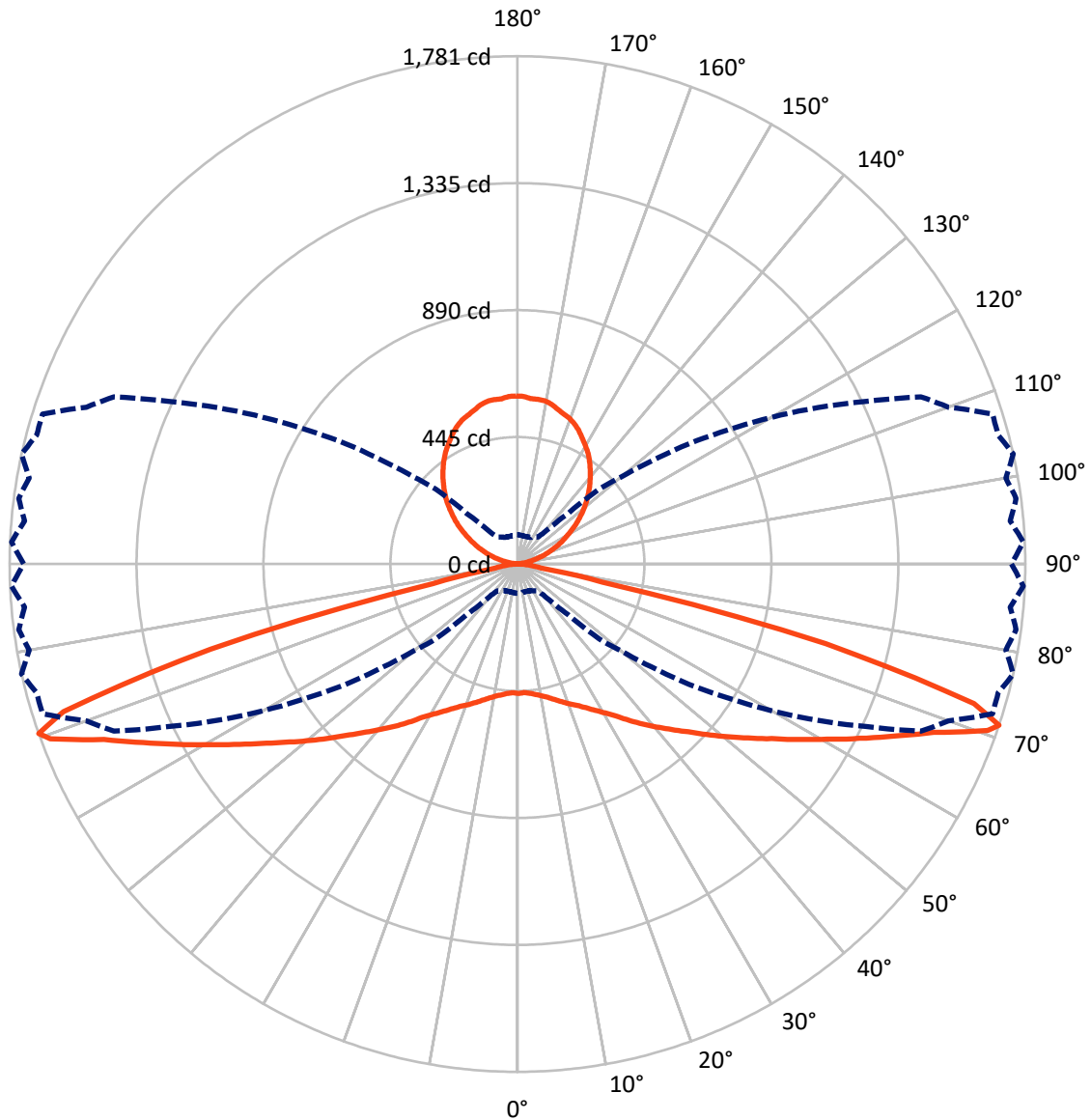
× Max cd  
 - - - 1/2 Max cd



Based on 10 foot mounting height. Maximum calculated value = 4.7 fc  
 Type II - Medium - Non-Cutoff

REPORT NUMBER: P228705  
CATALOG NUMBER: ISS-AF-600-LED-E1-RW-ULG

### Luminous Intensity Polar Plot



— Vertical Plane Through 77.5-Deg Lateral    - - - Horizontal Cone Through 71-Deg Vertical

REPORT NUMBER: P228705

CATALOG NUMBER: ISS-AF-600-LED-E1-RW-ULG

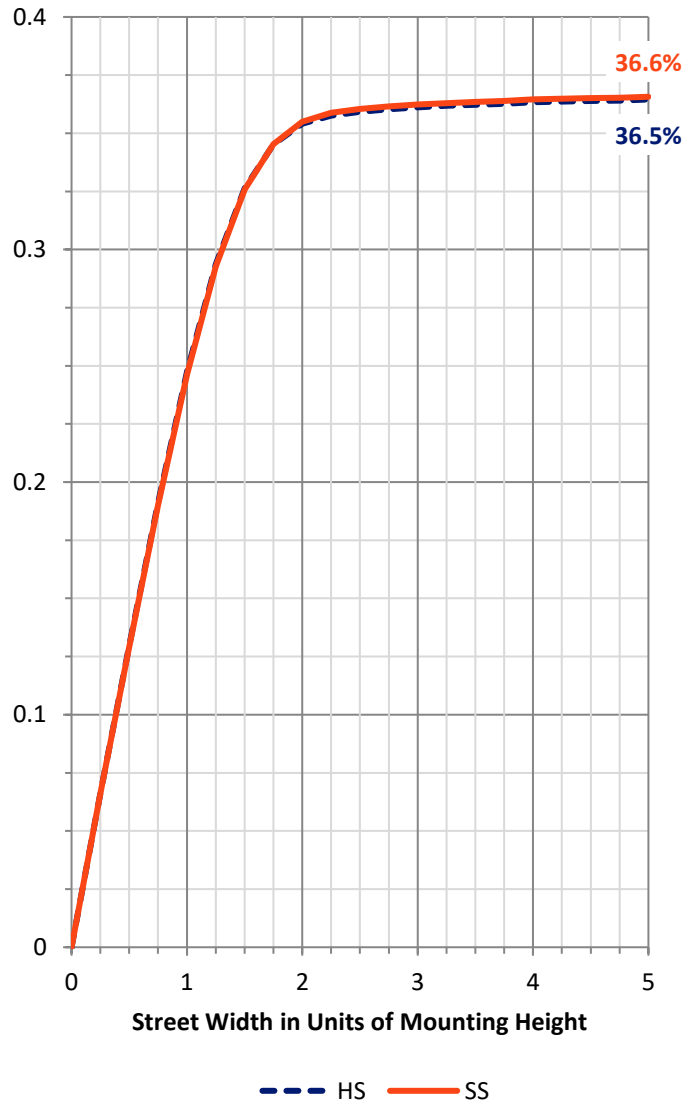
**FLUX DISTRIBUTION:**

		Downward	Upward	Total
<b>House Side</b>	Lumens	1993.7	729.4	2723.2
	% Fixture	36.6	13.4	50.0
<b>Street Side</b>	Lumens	1993.7	729.4	2723.2
	% Fixture	36.6	13.4	50.0
<b>Total</b>	Lumens	3987.5	1458.9	5446.3
	% Fixture	73.2	26.8	100.0

**Coefficient of Utilization**

**ZONAL LUMENS:**

Zone	Lumens	% Fixture
0°-10°	43.9	0.8
10°-20°	137.1	2.5
20°-30°	256.5	4.7
30°-40°	446.5	8.2
40°-50°	728.4	13.4
50°-60°	1005.3	18.5
60°-70°	953.6	17.5
70°-80°	392.5	7.2
80°-90°	23.7	0.4
90°-100°	4.8	0.1
100°-110°	70.6	1.3
110°-120°	156.6	2.9
120°-130°	229.0	4.2
130°-140°	271.7	5.0
140°-150°	275.5	5.1
150°-160°	236.4	4.3
160°-170°	158.7	2.9
170°-180°	55.6	1.0
0°-90°	3987.5	73.2
0°-180°	5446.3	100.0



REPORT NUMBER: P228705

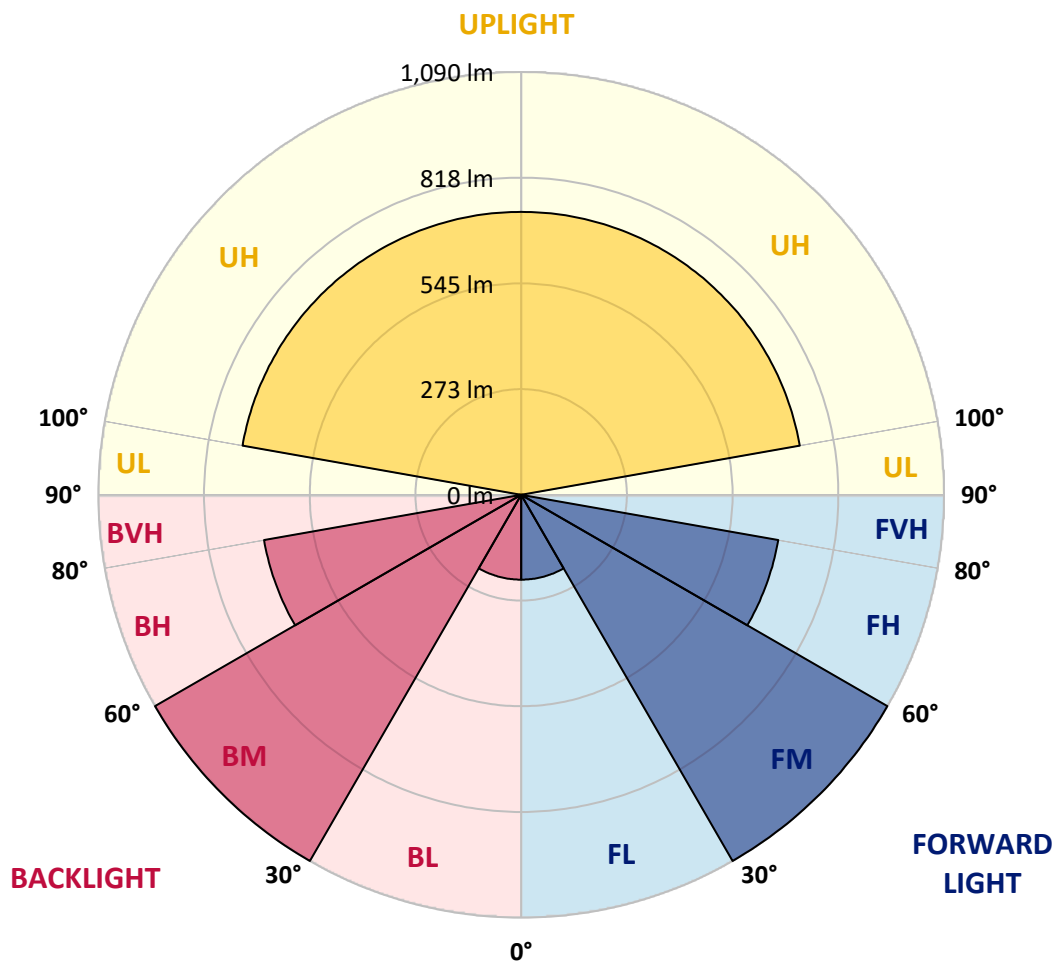
CATALOG NUMBER: ISS-AF-600-LED-E1-RW-ULG

**LUMINAIRE CLASSIFICATION SYSTEM LUMEN TABLE AND BUG RATING:**

Zone	Lumens	% Fixture	Zone Rating/Lumen Limit		
			B	U	G
FL (0°-30°)	218.7	4.0			
FM (30°-60°)	1090.1	20.0			
FH (60°-80°)	673.1	12.4			G1/1800
FVH (80°-90°)	11.9	0.2			G1/100
BL (0°-30°)	218.7	4.0	B1/500		
BM (30°-60°)	1090.1	20.0	B2/2500		
BH (60°-80°)	673.1	12.4	B2/1000		G2/1000
BVH (80°-90°)	11.9	0.2			G1/100
UL (90°-100°)	4.8	0.1		U1/10	
UH (100°-180°)	729.4	13.4		U4/1000	

**BUG Rating: B2-U5-G2**

Type II Medium





REPORT NUMBER: P228705

CATALOG NUMBER: ISS-AF-600-LED-E1-RW-ULG

**CANDELA DISTRIBUTION (FULL):**

	0°	5°	15°	25°	35°	37.5°	40°	42.5°	45°	47.5°	50°
0°	454.1	454.1	454.1	454.1	454.1	454.1	454.1	454.1	454.1	454.1	454.1
2.5°	452.8	451.4	452.8	452.8	454.1	454.1	454.1	454.1	452.8	455.3	455.3
5°	452.8	452.8	454.1	454.1	456.6	459.3	455.3	456.6	458.0	456.6	459.3
7.5°	452.8	452.8	452.8	455.3	459.3	462.0	459.3	460.6	463.3	463.3	466.0
10°	448.8	447.4	450.1	455.3	462.0	466.0	464.6	469.8	468.5	469.8	472.5
12.5°	442.1	442.1	447.4	455.3	467.3	469.8	471.2	473.8	477.8	476.5	480.5
15°	443.4	444.8	450.1	460.6	475.2	477.8	479.2	479.2	485.7	483.0	491.0
17.5°	452.8	454.1	459.3	469.8	487.0	487.0	488.4	491.0	500.2	495.0	505.5
20°	467.3	468.5	473.8	485.7	501.6	500.2	502.9	505.5	517.4	512.1	522.7
22.5°	484.4	487.0	493.7	506.9	524.0	516.1	521.4	526.6	538.5	529.3	543.8
25°	508.2	512.1	518.7	533.3	551.7	542.5	547.8	551.7	564.9	551.7	566.2
27.5°	542.5	545.1	550.3	566.2	582.1	575.5	578.1	580.7	596.6	582.1	597.9
30°	583.4	587.4	592.6	607.1	623.0	612.4	617.8	620.3	633.5	619.0	632.2
32.5°	634.8	638.8	645.4	658.6	671.9	656.0	657.3	661.2	674.4	659.9	674.4
35°	695.6	698.3	707.5	723.3	732.5	707.5	708.8	708.8	726.0	706.1	722.0
37.5°	758.9	761.6	772.1	788.0	798.5	770.8	770.8	772.1	788.0	765.6	780.1
40°	824.9	832.9	844.8	860.6	868.5	836.8	839.4	838.1	856.6	830.2	844.8
42.5°	890.9	897.5	914.7	933.1	942.4	910.7	912.1	908.1	926.6	898.9	910.7
45°	947.7	953.0	974.1	1000.4	1015.0	982.0	982.0	982.0	1000.4	966.2	980.7
47.5°	993.9	997.9	1020.3	1058.5	1082.3	1049.3	1052.0	1046.7	1074.4	1032.2	1052.0
50°	1026.8	1028.2	1057.2	1100.8	1141.7	1111.3	1115.3	1118.0	1144.4	1107.3	1124.5
52.5°	1037.5	1040.0	1073.1	1125.9	1185.3	1165.4	1180.0	1185.3	1209.0	1169.4	1193.2
55°	1000.4	1007.1	1057.2	1135.1	1215.6	1209.0	1226.2	1236.7	1267.1	1234.1	1259.2
57.5°	876.4	884.3	954.3	1082.3	1222.2	1232.8	1256.5	1273.7	1317.3	1297.4	1325.1
60°	699.5	706.1	777.4	931.8	1139.1	1203.7	1257.8	1306.7	1351.5	1355.5	1391.2
62.5°	480.5	489.7	558.3	706.1	958.2	1044.0	1121.9	1202.4	1277.7	1368.7	1414.9
65°	235.0	240.2	298.3	440.9	703.5	813.0	904.1	1017.6	1087.6	1218.2	1293.5
67.5°	129.3	129.3	138.6	183.4	376.1	484.4	582.1	724.7	795.9	957.0	1053.2
70°	108.2	108.2	105.6	112.2	142.6	169.0	219.1	301.0	400.0	562.3	649.4
71°	102.9	101.7	100.4	102.9	114.9	120.1	141.3	184.7	250.8	388.0	473.8
72.5°	96.4	93.7	89.7	91.0	97.7	97.7	101.7	108.2	133.3	182.2	244.2
75°	83.2	80.5	76.5	76.5	77.8	79.2	80.5	83.2	84.5	87.2	97.7
77.5°	68.6	66.0	62.0	62.0	60.8	62.0	64.7	66.0	63.3	68.6	70.0
80°	52.8	48.8	47.6	47.6	46.2	44.9	44.9	44.9	46.2	48.8	50.1
82.5°	33.0	30.4	31.7	30.4	29.1	29.1	29.1	29.1	30.4	30.4	33.0
85°	15.9	15.9	17.2	15.9	13.2	13.2	11.9	10.5	11.9	10.5	13.2
87.5°	0.0	0.0	0.0	0.0	0.0	0.0	0.0	0.0	0.0	0.0	1.3
90°	0.0	0.0	0.0	0.0	0.0	0.0	0.0	0.0	0.0	0.0	0.0
92.5°	0.0	0.0	0.0	0.0	0.0	0.0	0.0	0.0	0.0	0.0	0.0
95°	1.0	1.0	1.0	1.0	1.0	1.0	1.0	1.0	1.0	1.0	1.0
97.5°	2.0	2.0	2.0	3.1	4.1	5.3	6.6	8.0	9.2	10.2	11.3
100°	8.2	8.2	10.2	14.3	22.5	24.6	26.6	28.6	30.7	31.2	31.7
102.5°	28.6	28.6	32.7	38.9	46.0	47.3	48.6	49.9	51.1	51.4	51.7
105°	55.2	55.2	57.3	62.4	67.5	68.5	69.6	70.6	71.6	71.8	72.1
107.5°	79.8	78.8	81.8	85.9	90.0	90.8	91.6	92.3	93.1	93.6	94.1



REPORT NUMBER: P228705

CATALOG NUMBER: ISS-AF-600-LED-E1-RW-ULG

**CANDELA DISTRIBUTION (continued):**

	0°	5°	15°	25°	35°	37.5°	40°	42.5°	45°	47.5°	50°
110°	103.3	104.3	105.4	108.4	112.5	113.0	113.5	114.1	114.6	115.1	115.6
112.5°	126.8	126.8	128.9	132.0	135.0	135.5	136.1	136.6	137.1	137.6	138.1
115°	149.4	150.4	152.4	154.5	157.5	158.0	158.6	159.1	159.6	160.1	160.6
117.5°	172.9	173.9	175.9	178.0	181.1	181.6	182.1	182.6	183.1	183.3	183.6
120°	197.4	199.5	200.5	202.5	205.6	205.8	206.1	206.4	206.6	207.1	207.7
122.5°	224.0	225.0	226.1	228.1	231.2	231.4	231.7	232.0	232.2	232.4	232.7
125°	249.6	251.6	252.7	253.7	256.8	257.0	257.3	257.6	257.8	258.0	258.3
127.5°	273.1	275.2	276.2	278.2	280.3	280.8	281.3	281.8	282.3	282.8	283.4
130°	296.7	298.7	299.7	300.7	304.8	305.0	305.4	305.7	305.9	306.4	306.9
132.5°	320.2	321.2	324.3	325.3	328.4	328.6	328.9	329.2	329.4	330.2	330.9
135°	343.7	344.7	346.8	348.8	352.9	352.9	352.9	352.9	352.9	353.7	354.5
137.5°	367.2	368.3	371.3	372.4	375.4	375.4	375.4	375.4	375.4	375.9	376.4
140°	390.8	391.8	393.8	394.9	396.9	397.1	397.4	397.7	397.9	398.1	398.4
142.5°	413.3	415.3	417.4	416.3	419.4	419.4	419.4	419.4	419.4	419.9	420.4
145°	434.8	435.8	437.8	437.8	440.9	441.1	441.4	441.7	441.9	442.4	442.9
147.5°	454.2	454.2	457.3	458.3	462.4	462.6	462.9	463.2	463.4	463.6	463.9
150°	471.6	472.6	474.6	475.7	479.8	480.0	480.3	480.6	480.8	481.0	481.3
152.5°	490.0	491.0	494.1	493.1	496.1	496.3	496.6	496.9	497.2	497.4	497.7
155°	510.5	511.5	513.5	512.5	514.5	514.5	514.5	514.5	514.5	514.7	515.1
157.5°	524.8	526.8	528.9	527.8	530.9	530.9	530.9	530.9	530.9	530.9	530.9
160°	537.0	539.1	541.1	541.1	544.2	544.2	544.2	544.2	544.2	544.2	544.2
162.5°	547.3	548.3	551.4	550.3	553.4	553.4	553.4	553.4	553.4	553.6	553.9
165°	558.5	559.6	561.6	560.6	564.7	564.7	564.7	564.7	564.7	564.9	565.2
167.5°	567.7	568.8	571.8	570.8	573.9	573.7	573.4	573.1	572.9	572.9	572.9
170°	574.9	575.9	579.0	578.0	580.0	579.8	579.5	579.2	579.0	578.8	578.5
172.5°	578.0	579.0	582.1	580.0	582.1	581.9	581.5	581.2	581.0	581.2	581.5
175°	580.0	582.1	583.1	582.1	585.1	585.1	585.1	585.1	585.1	585.3	585.6
177.5°	585.1	586.2	588.2	587.2	591.3	591.1	590.8	590.4	590.2	590.2	590.2
180°	589.2	589.2	589.2	589.2	589.2	589.2	589.2	589.2	589.2	589.2	589.2





REPORT NUMBER: P228705

CATALOG NUMBER: ISS-AF-600-LED-E1-RW-ULG

**CANDELA DISTRIBUTION (continued):**

	52.5°	55°	57.5°	60°	62.5°	65°	67.5°	70°	72.5°	75°	77.5°
0°	454.1	454.1	454.1	454.1	454.1	454.1	454.1	454.1	454.1	454.1	454.1
2.5°	451.4	454.1	452.8	454.1	451.4	454.1	450.1	454.1	452.8	454.1	451.4
5°	455.3	459.3	455.3	460.6	455.3	460.6	455.3	460.6	456.6	460.6	455.3
7.5°	459.3	467.3	462.0	468.5	462.0	469.8	462.0	469.8	464.6	471.2	462.0
10°	467.3	476.5	468.5	476.5	468.5	477.8	468.5	479.2	471.2	481.8	469.8
12.5°	473.8	484.4	476.5	487.0	475.2	489.7	477.8	493.7	480.5	496.2	480.5
15°	483.0	496.2	488.4	500.2	488.4	504.2	489.7	508.2	493.7	510.8	493.7
17.5°	496.2	510.8	500.2	514.7	501.6	518.7	502.9	522.7	508.2	525.3	508.2
20°	514.7	526.6	516.1	531.9	517.4	533.3	520.1	535.9	524.0	539.8	524.0
22.5°	535.9	546.5	538.5	547.8	534.6	547.8	534.6	547.8	538.5	551.7	538.5
25°	559.7	567.5	558.3	567.5	555.7	566.2	554.3	564.9	555.7	567.5	558.3
27.5°	591.3	595.3	584.7	592.6	578.1	588.7	575.5	586.0	576.8	587.4	580.7
30°	625.6	629.6	619.0	624.3	608.5	615.1	600.6	609.8	601.9	609.8	605.8
32.5°	663.9	669.2	657.3	659.9	646.7	648.0	636.2	640.2	633.5	636.2	634.8
35°	707.5	714.0	700.8	704.8	690.3	690.3	679.8	678.4	675.8	673.1	673.1
37.5°	762.9	765.6	754.9	754.9	737.9	737.9	724.7	724.7	719.3	714.0	711.5
40°	823.6	824.9	807.8	806.5	789.3	789.3	774.8	770.8	761.6	754.9	751.1
42.5°	888.3	887.0	861.9	864.5	839.4	840.8	822.2	818.4	809.1	801.2	793.3
45°	954.3	949.0	923.9	922.6	893.5	894.9	872.5	869.8	856.6	848.6	839.4
47.5°	1021.6	1019.0	991.2	984.6	954.3	953.0	923.9	923.9	910.7	902.9	893.5
50°	1091.6	1090.3	1058.5	1054.6	1023.0	1017.6	983.4	983.4	967.5	964.8	951.7
52.5°	1168.1	1162.8	1128.5	1127.2	1096.8	1092.9	1055.9	1053.2	1029.5	1028.2	1013.6
55°	1243.3	1234.1	1211.7	1201.1	1170.8	1169.4	1136.4	1129.8	1099.5	1099.5	1081.0
57.5°	1311.9	1304.1	1285.5	1276.3	1247.3	1243.3	1207.7	1207.7	1181.3	1180.0	1160.2
60°	1383.2	1385.9	1366.0	1362.2	1334.4	1333.1	1297.4	1297.4	1271.0	1269.7	1247.3
62.5°	1444.0	1470.4	1462.4	1465.1	1441.3	1437.3	1401.7	1399.1	1368.7	1364.7	1346.3
65°	1384.6	1476.9	1536.4	1576.0	1573.3	1572.0	1537.7	1532.4	1494.1	1483.6	1453.2
67.5°	1162.8	1283.0	1391.2	1510.0	1597.0	1663.1	1682.9	1675.0	1641.9	1611.6	1574.6
70°	778.8	917.3	1054.6	1202.4	1351.5	1496.8	1645.9	1710.6	1779.2	1755.5	1748.8
71°	592.6	735.2	872.5	1028.2	1186.6	1347.6	1531.1	1607.7	1746.2	1744.8	1780.5
72.5°	333.9	460.6	607.1	743.1	892.2	1058.5	1247.3	1331.8	1531.1	1570.6	1673.6
75°	106.9	146.5	194.1	306.2	398.6	550.3	690.3	774.8	906.7	972.7	1116.7
77.5°	71.3	79.2	81.8	95.0	106.9	151.8	205.9	252.1	277.2	290.4	304.9
80°	51.5	55.4	58.1	64.7	66.0	74.0	74.0	81.8	80.5	85.8	81.8
82.5°	33.0	36.9	38.3	40.9	42.2	47.6	50.1	55.4	55.4	58.1	56.8
85°	15.9	18.5	18.5	21.1	21.1	25.1	25.1	29.1	29.1	33.0	31.7
87.5°	1.3	1.3	1.3	2.7	2.7	2.7	4.0	5.3	5.3	5.3	5.3
90°	0.0	0.0	0.0	0.0	0.0	0.0	0.0	0.0	0.0	0.0	0.0
92.5°	0.0	0.0	0.0	0.0	0.0	0.0	0.0	0.0	0.0	0.0	0.0
95°	1.0	1.0	1.0	1.0	1.0	1.0	1.0	1.0	1.0	1.0	1.0
97.5°	12.3	13.3	11.8	10.2	8.7	7.2	6.6	6.1	5.6	5.1	4.9
100°	32.2	32.7	32.2	31.7	31.2	30.7	29.9	29.2	28.4	27.6	27.4
102.5°	52.0	52.2	52.0	51.7	51.4	51.1	50.6	50.1	49.6	49.1	49.3
105°	72.4	72.6	72.6	72.6	72.6	72.6	72.1	71.6	71.1	70.6	71.1
107.5°	94.6	95.1	94.9	94.6	94.3	94.1	93.9	93.6	93.3	93.1	93.3



REPORT NUMBER: P228705

CATALOG NUMBER: ISS-AF-600-LED-E1-RW-ULG

**CANDELA DISTRIBUTION (continued):**

	52.5°	55°	57.5°	60°	62.5°	65°	67.5°	70°	72.5°	75°	77.5°
110°	116.1	116.6	116.6	116.6	116.6	116.6	116.4	116.1	115.8	115.6	115.8
112.5°	138.6	139.1	139.1	139.1	139.1	139.1	138.9	138.6	138.3	138.1	138.6
115°	161.1	161.6	161.6	161.6	161.6	161.6	161.6	161.6	161.6	161.6	162.1
117.5°	183.9	184.1	184.3	184.6	184.9	185.2	184.9	184.6	184.3	184.1	184.6
120°	208.2	208.7	208.7	208.7	208.7	208.7	208.7	208.7	208.7	208.7	209.2
122.5°	233.0	233.2	233.2	233.2	233.2	233.2	233.4	233.7	234.1	234.3	235.3
125°	258.6	258.8	259.0	259.3	259.6	259.8	259.8	259.8	259.8	259.8	260.6
127.5°	283.9	284.4	284.2	283.9	283.6	283.4	283.6	283.9	284.2	284.4	285.2
130°	307.4	307.9	307.9	307.9	307.9	307.9	308.1	308.4	308.7	308.9	309.7
132.5°	331.6	332.5	332.5	332.5	332.5	332.5	332.7	333.0	333.3	333.5	334.3
135°	355.2	356.0	356.0	356.0	356.0	356.0	356.2	356.5	356.8	357.0	357.5
137.5°	377.0	377.5	377.5	377.5	377.5	377.5	377.7	378.0	378.3	378.5	379.5
140°	398.7	399.0	399.0	399.0	399.0	399.0	399.5	400.0	400.5	401.0	402.0
142.5°	420.9	421.5	421.5	421.5	421.5	421.5	421.7	422.0	422.3	422.5	423.3
145°	443.4	444.0	443.8	443.4	443.1	442.9	443.1	443.4	443.8	444.0	444.8
147.5°	464.2	464.4	463.9	463.4	462.9	462.4	462.6	462.9	463.2	463.4	464.2
150°	481.6	481.8	481.3	480.8	480.3	479.8	479.8	479.8	479.8	479.8	480.8
152.5°	498.0	498.2	498.0	497.7	497.4	497.2	497.2	497.2	497.2	497.2	498.0
155°	515.4	515.6	515.4	515.1	514.7	514.5	514.7	515.1	515.4	515.6	516.4
157.5°	530.9	530.9	530.4	529.9	529.4	528.9	529.1	529.4	529.7	529.9	531.1
160°	544.2	544.2	543.7	543.2	542.7	542.2	542.2	542.2	542.2	542.2	543.0
162.5°	554.2	554.4	553.9	553.4	552.9	552.4	551.9	551.4	550.9	550.3	550.9
165°	565.5	565.7	564.9	564.2	563.4	562.6	562.1	561.6	561.1	560.6	561.1
167.5°	572.9	572.9	572.3	571.8	571.3	570.8	571.0	571.3	571.6	571.8	572.9
170°	578.2	578.0	577.8	577.5	577.1	576.9	577.5	578.0	578.5	579.0	580.2
172.5°	581.9	582.1	581.5	581.0	580.5	580.0	580.2	580.5	580.8	581.0	581.9
175°	585.9	586.2	585.3	584.6	583.9	583.1	582.6	582.1	581.5	581.0	581.9
177.5°	590.2	590.2	589.4	588.7	588.0	587.2	587.2	587.2	587.2	587.2	588.0
180°	589.2	589.2	589.2	589.2	589.2	589.2	589.2	589.2	589.2	589.2	589.2



REPORT NUMBER: P228705

CATALOG NUMBER: ISS-AF-600-LED-E1-RW-ULG

**CANDELA DISTRIBUTION (continued):**

	80°	82.5°	85°	87.5°	90°
0°	454.1	454.1	454.1	454.1	454.1
2.5°	455.3	454.1	455.3	452.8	455.3
5°	462.0	456.6	463.3	456.6	463.3
7.5°	472.5	466.0	473.8	463.3	472.5
10°	481.8	472.5	483.0	472.5	481.8
12.5°	497.6	483.0	500.2	483.0	500.2
15°	513.4	496.2	517.4	498.9	516.1
17.5°	527.9	512.1	531.9	513.4	530.6
20°	541.1	526.6	543.8	525.3	543.8
22.5°	554.3	545.1	558.3	545.1	558.3
25°	571.5	564.9	574.2	564.9	574.2
27.5°	591.3	588.7	593.9	587.4	595.3
30°	613.8	615.1	616.4	615.1	617.8
32.5°	641.5	648.0	645.4	645.4	645.4
35°	679.8	691.6	683.7	686.3	685.1
37.5°	715.3	732.5	722.0	726.0	723.3
40°	754.9	766.9	764.2	764.2	761.6
42.5°	798.5	813.0	809.1	810.4	807.8
45°	846.1	859.3	854.0	852.6	854.0
47.5°	900.2	914.7	908.1	906.7	908.1
50°	957.0	974.1	968.8	966.2	968.8
52.5°	1019.0	1040.0	1037.5	1034.8	1038.8
55°	1091.6	1111.3	1108.7	1111.3	1112.7
57.5°	1164.1	1186.6	1181.3	1188.0	1190.5
60°	1255.3	1268.5	1269.7	1271.0	1272.3
62.5°	1347.6	1352.9	1356.8	1360.8	1362.2
65°	1454.5	1455.9	1458.5	1454.5	1458.5
67.5°	1557.4	1548.2	1546.9	1550.9	1553.6
70°	1717.2	1717.2	1704.0	1722.4	1706.6
71°	1738.3	1763.4	1734.3	1775.2	1731.7
72.5°	1635.4	1681.5	1648.6	1685.5	1641.9
75°	1137.7	1244.6	1243.3	1296.2	1253.9
77.5°	315.5	295.6	315.5	271.9	260.0
80°	85.8	77.8	84.5	71.3	80.5
82.5°	56.8	48.8	47.6	38.3	40.9
85°	33.0	25.1	25.1	19.8	21.1
87.5°	5.3	1.3	5.3	2.7	4.0
90°	0.0	0.0	0.0	0.0	0.0
92.5°	0.0	0.0	0.0	0.0	0.0
95°	1.0	1.0	1.0	1.0	1.0
97.5°	4.6	4.3	4.1	4.1	4.1
100°	27.1	26.8	26.6	26.1	25.6
102.5°	49.6	49.9	50.1	49.6	49.1
105°	71.6	72.1	72.6	71.6	70.6
107.5°	93.6	93.9	94.1	93.6	93.1



REPORT NUMBER: P228705

CATALOG NUMBER: ISS-AF-600-LED-E1-RW-ULG

**CANDELA DISTRIBUTION (continued):**

	80°	82.5°	85°	87.5°	90°
110°	116.1	116.4	116.6	116.1	115.6
112.5°	139.1	139.6	140.1	139.1	138.1
115°	162.6	163.2	163.7	163.2	162.6
117.5°	185.2	185.7	186.2	185.2	184.1
120°	209.7	210.2	210.7	209.7	208.7
122.5°	236.3	237.3	238.3	237.8	237.3
125°	261.4	262.1	262.9	262.4	261.9
127.5°	285.9	286.6	287.4	285.9	284.4
130°	310.5	311.2	312.0	311.0	310.0
132.5°	335.0	335.7	336.6	335.5	334.5
135°	358.0	358.5	359.1	358.5	358.0
137.5°	380.5	381.6	382.6	381.6	380.5
140°	403.0	404.1	405.1	404.1	403.0
142.5°	424.0	424.7	425.5	425.0	424.5
145°	445.5	446.2	447.0	446.0	445.0
147.5°	464.9	465.6	466.5	464.9	463.4
150°	481.8	482.8	483.9	482.3	480.8
152.5°	498.7	499.4	500.2	498.7	497.2
155°	517.1	517.8	518.6	517.6	516.6
157.5°	532.4	533.8	535.0	533.5	531.9
160°	543.7	544.4	545.2	544.2	543.2
162.5°	551.4	551.9	552.4	550.9	549.3
165°	561.6	562.1	562.6	561.6	560.6
167.5°	573.9	574.9	575.9	574.9	573.9
170°	581.5	582.9	584.1	583.1	582.1
172.5°	582.6	583.3	584.1	582.6	581.0
175°	582.6	583.3	584.1	582.6	581.0
177.5°	588.7	589.4	590.2	588.7	587.2
180°	589.2	589.2	589.2	589.2	589.2

(END OF REPORT)